

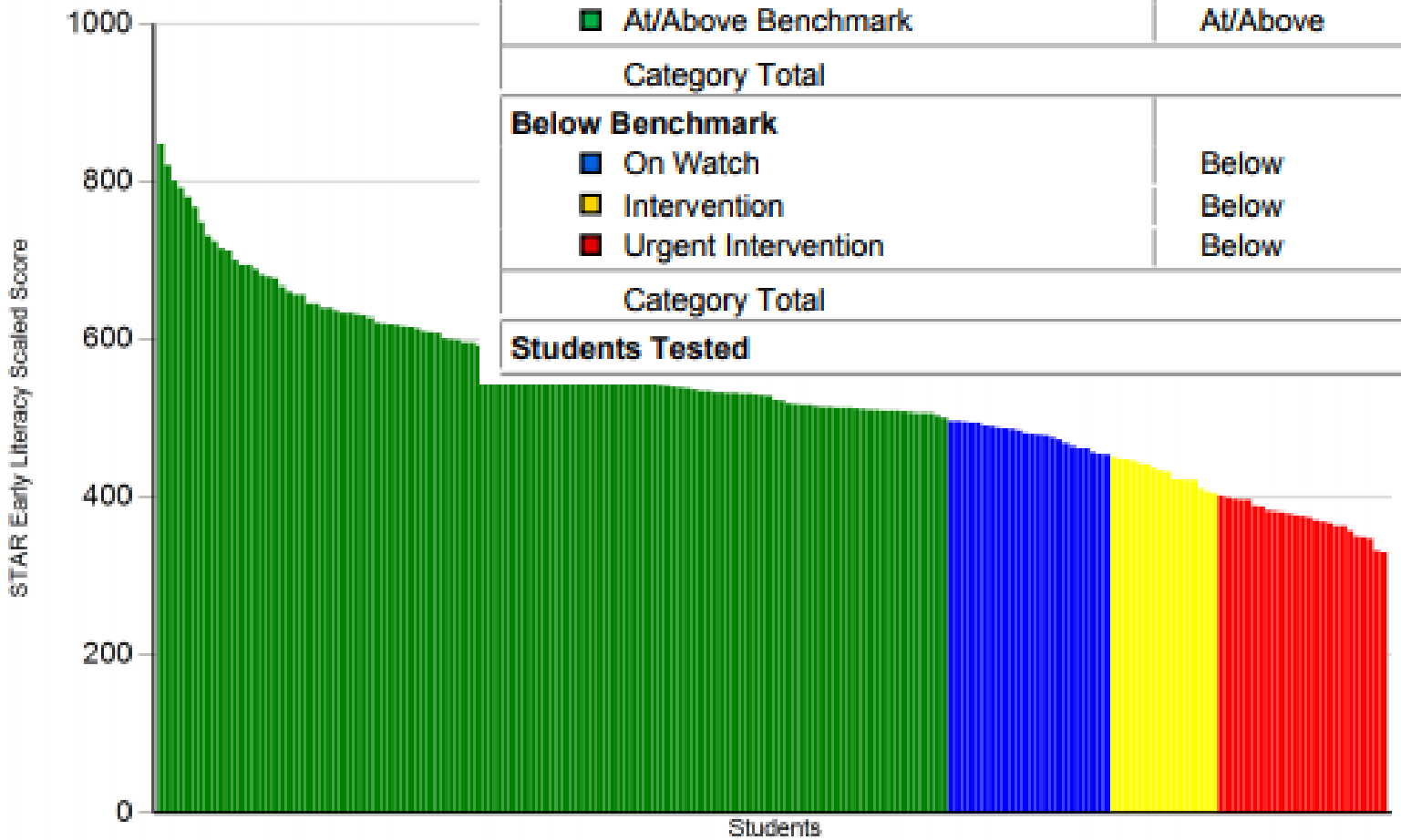


# Pinewoods Elementary

Baseline STAR Results  
ELA Curriculum Plan

# Kindergarten (ELA)

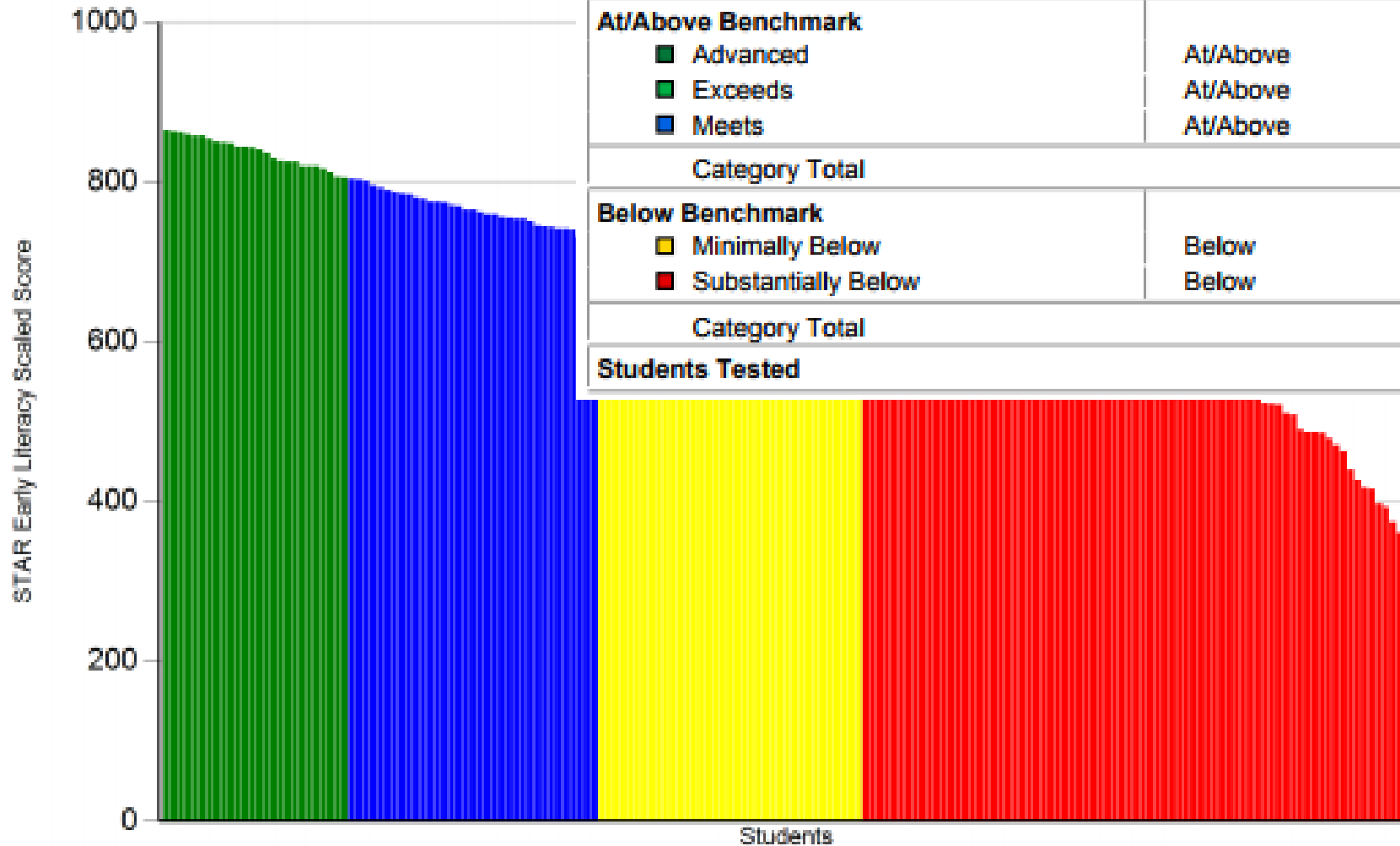
Grade: K



Categories / Levels	Benchmark		Students	
	Scaled Score	Percentile Rank	Number	Percent
<b>At/Above Benchmark</b>				
■ At/Above Benchmark	At/Above	At/Above	117	64%
Category Total		117	64%	
<b>Below Benchmark</b>				
■ On Watch	Below	Below	24	13%
■ Intervention	Below	Below	16	9%
■ Urgent Intervention	Below	Below	25	14%
Category Total		65	36%	
<b>Students Tested</b>			182	

# First Grade (ELA)

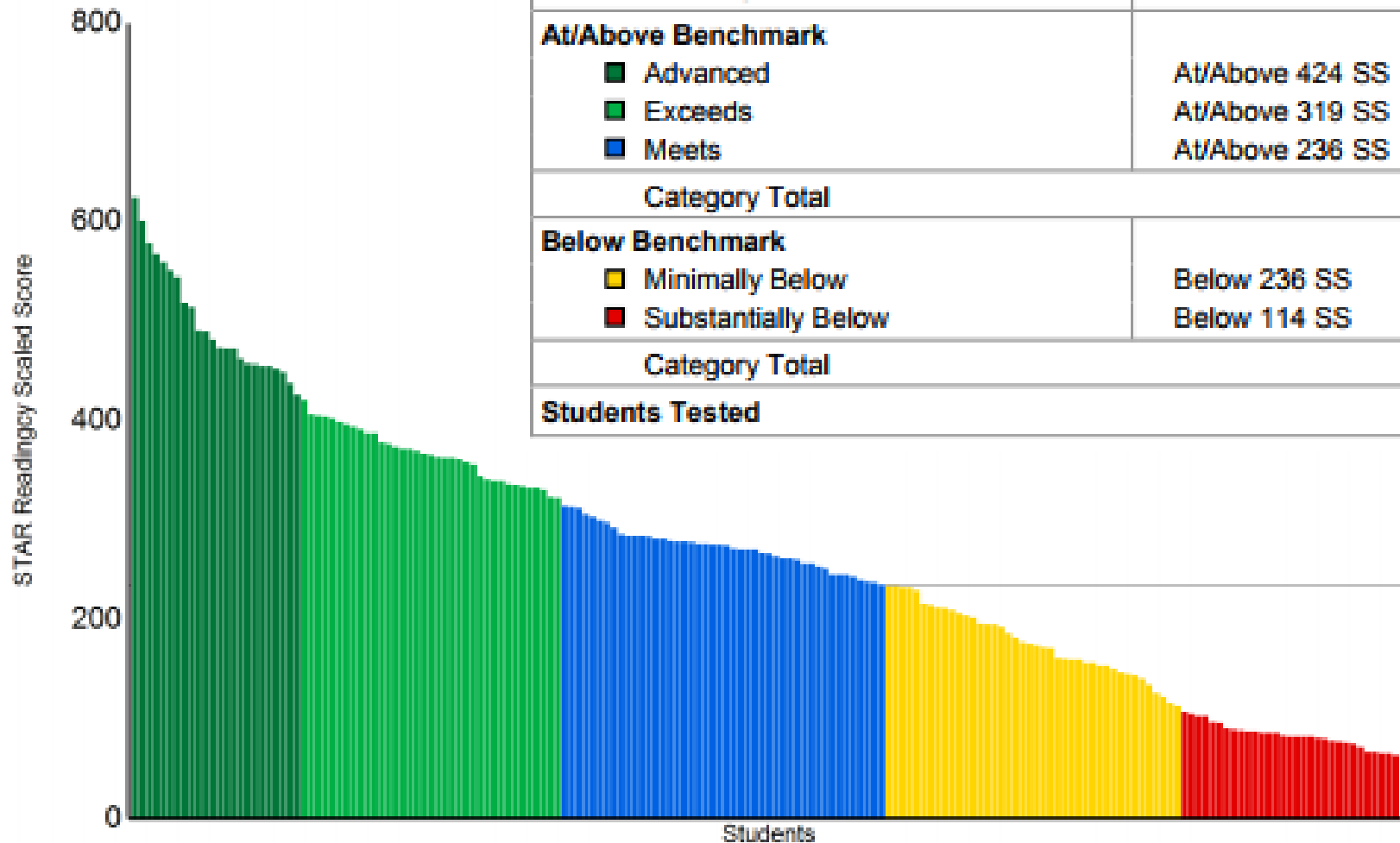
**Grade: 1**



Categories / Levels	Benchmark		Students	
	Scaled Score	Percentile Rank	Number	Percent
<b>At/Above Benchmark</b>				
■ Advanced	At/Above	At/Above	26	15%
■ Exceeds	At/Above	At/Above	35	20%
■ Meets	At/Above	At/Above	37	21%
<b>Category Total</b>		98	56%	
<b>Below Benchmark</b>				
■ Minimally Below	Below	Below	41	24%
■ Substantially Below	Below	Below	35	20%
<b>Category Total</b>		76	44%	
<b>Students Tested</b>			174	

# Second Grade (ELA)

**Grade: 2**

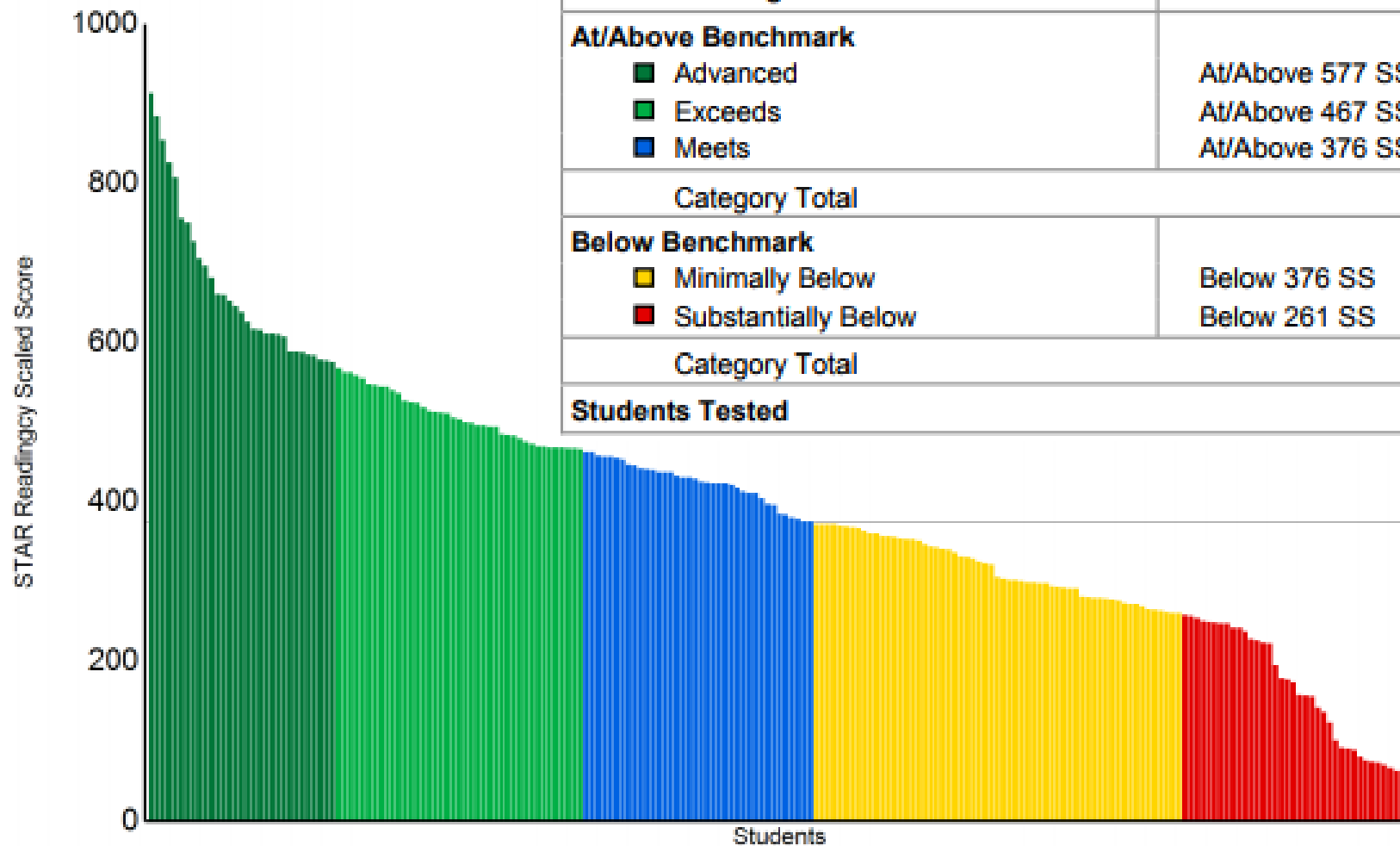


Categories / Levels	Benchmark		Students	
	Scaled Score	Percentile Rank	Number	Percent
<b>At/Above Benchmark</b>				
■ Advanced	At/Above 424 SS	At/Above 91 PR	24	13%
■ Exceeds	At/Above 319 SS	At/Above 75 PR	37	21%
■ Meets	At/Above 236 SS	At/Above 55 PR	46	26%
<b>Category Total</b>			<b>107</b>	<b>59%</b>
<b>Below Benchmark</b>				
■ Minimally Below	Below 236 SS	Below 55 PR	42	23%
■ Substantially Below	Below 114 SS	Below 25 PR	31	17%
<b>Category Total</b>			<b>73</b>	<b>41%</b>
<b>Students Tested</b>			<b>180</b>	

# Third Grade (ELA)

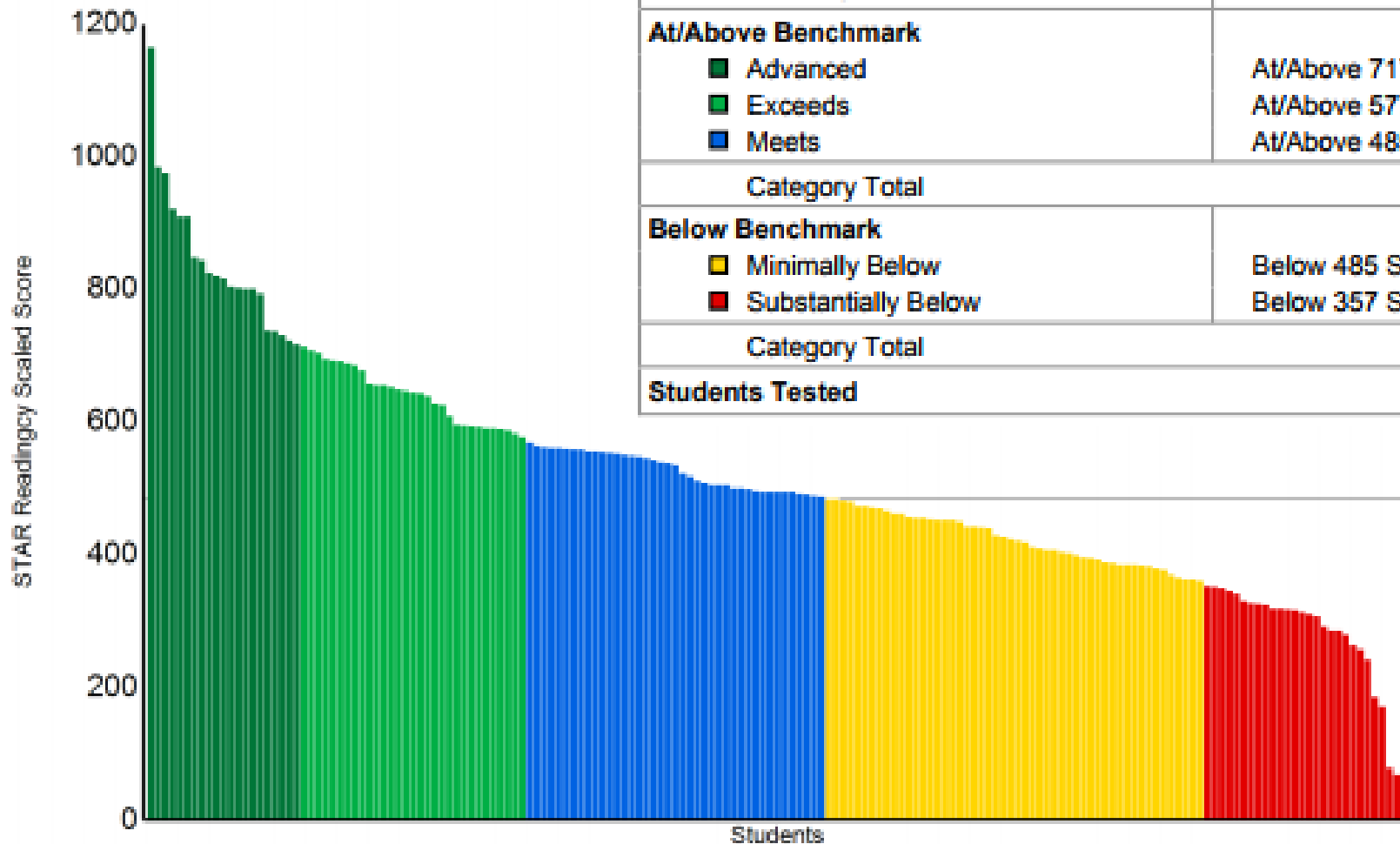
## Grade: 3

Categories / Levels	Benchmark		Students	
	Scaled Score	Percentile Rank	Number	Percent
<b>At/Above Benchmark</b>				
■ Advanced	At/Above 577 SS	At/Above 91 PR	31	15%
■ Exceeds	At/Above 467 SS	At/Above 75 PR	41	20%
■ Meets	At/Above 376 SS	At/Above 55 PR	38	18%
Category Total			110	53%
<b>Below Benchmark</b>				
■ Minimally Below	Below 376 SS	Below 55 PR	61	29%
■ Substantially Below	Below 261 SS	Below 25 PR	37	18%
Category Total			98	47%
<b>Students Tested</b>			208	



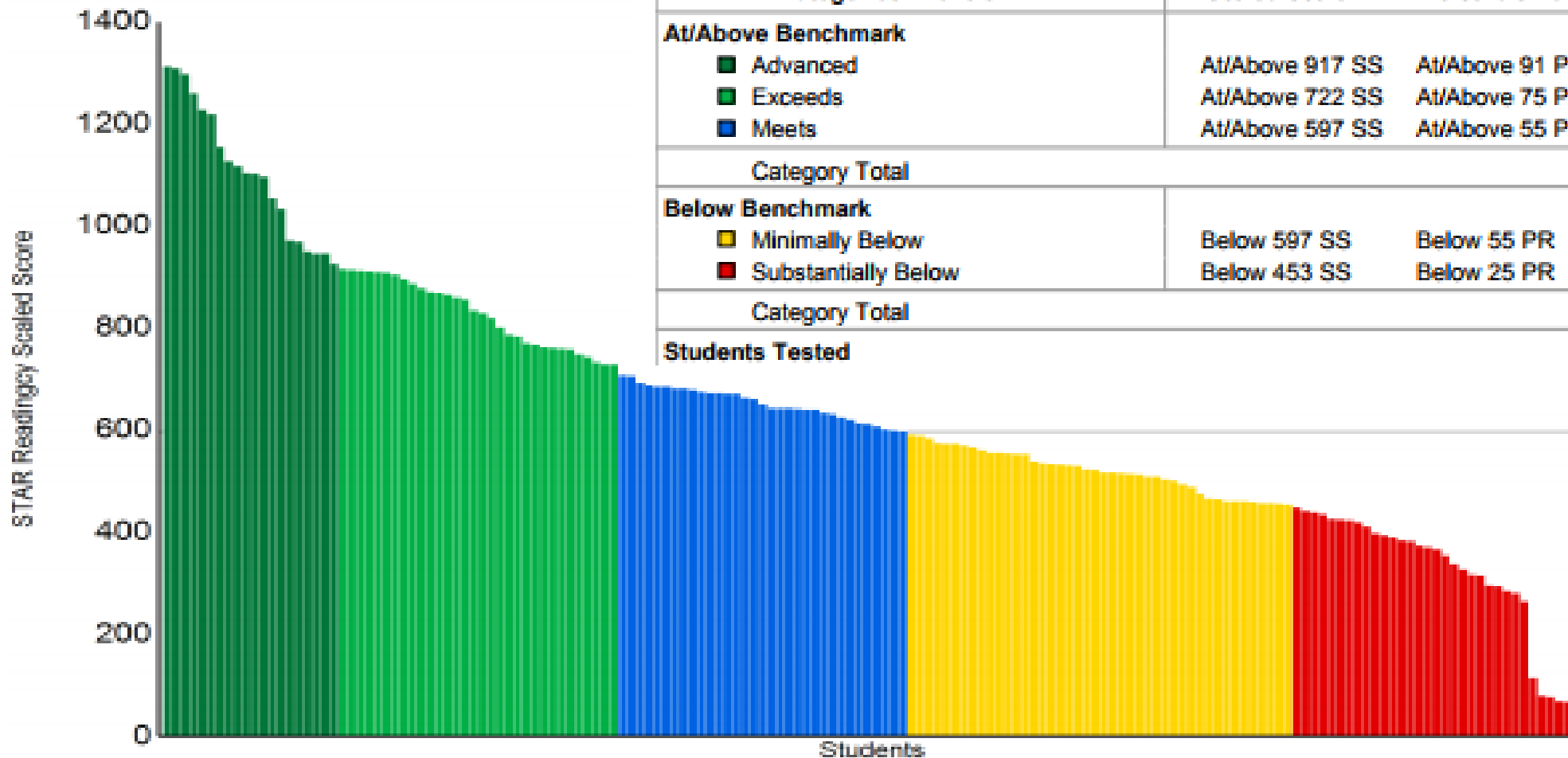
# Fourth Grade (ELA)

## Grade: 4



Categories / Levels	Benchmark		Students	
	Scaled Score	Percentile Rank	Number	Percent
<b>At/Above Benchmark</b>				
■ Advanced	At/Above 717 SS	At/Above 91 PR	21	12%
■ Exceeds	At/Above 577 SS	At/Above 75 PR	31	18%
■ Meets	At/Above 485 SS	At/Above 55 PR	41	24%
Category Total			93	54%
<b>Below Benchmark</b>				
■ Minimally Below	Below 485 SS	Below 55 PR	52	30%
■ Substantially Below	Below 357 SS	Below 25 PR	27	16%
Category Total			79	46%
<b>Students Tested</b>			172	

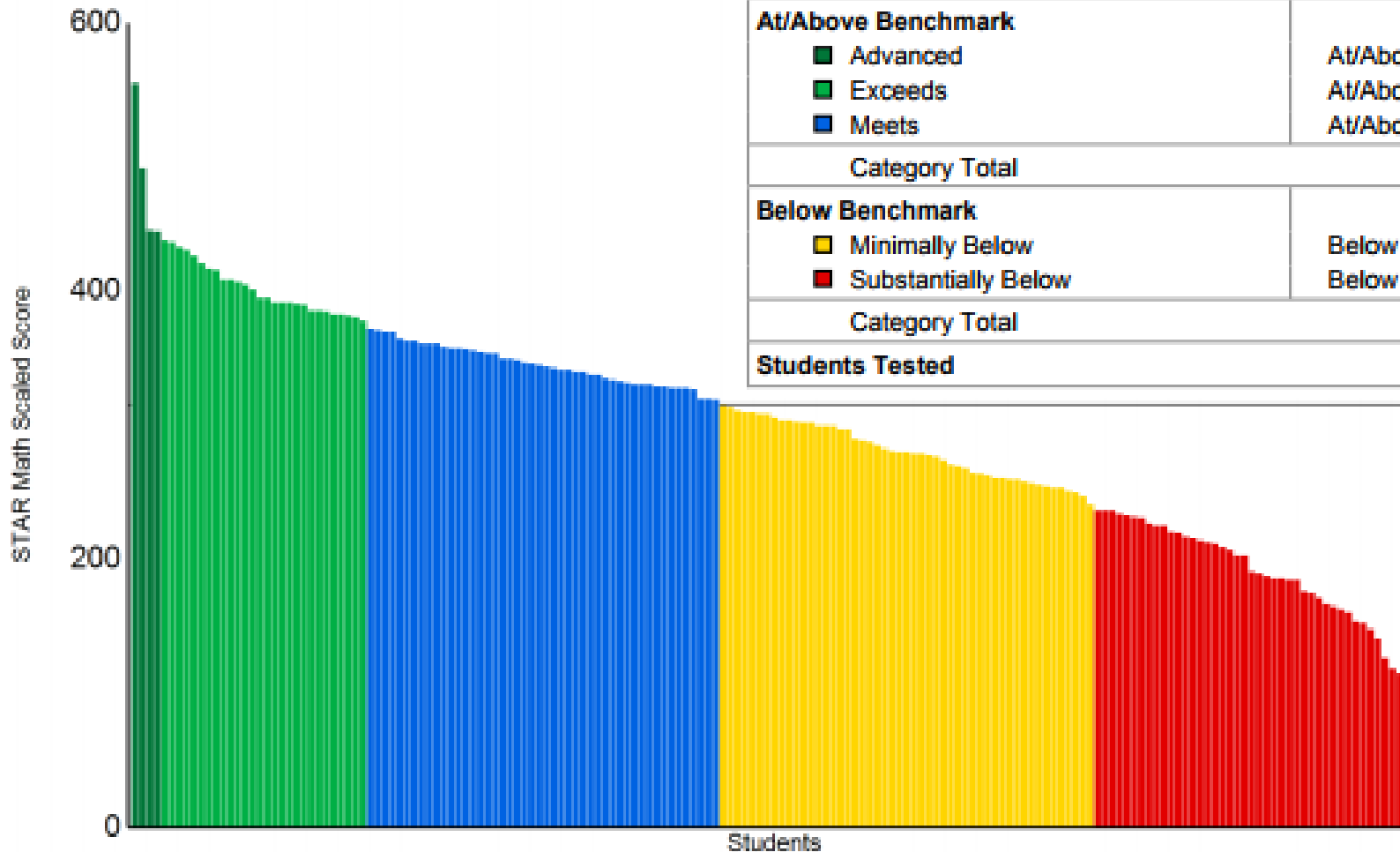
# Fifth Grade (ELA)



Categories / Levels	Benchmark		Students	
	Scaled Score	Percentile Rank	Number	Percent
<b>At/Above Benchmark</b>				
■ Advanced	At/Above 917 SS	At/Above 91 PR	20	12%
■ Exceeds	At/Above 722 SS	At/Above 75 PR	32	20%
■ Meets	At/Above 597 SS	At/Above 55 PR	33	20%
<b>Category Total</b>			<b>85</b>	<b>53%</b>
<b>Below Benchmark</b>				
■ Minimally Below	Below 597 SS	Below 55 PR	44	27%
■ Substantially Below	Below 453 SS	Below 25 PR	32	20%
<b>Category Total</b>			<b>76</b>	<b>47%</b>
<b>Students Tested</b>			<b>161</b>	

# First Grade (Math)

## Grade: 1

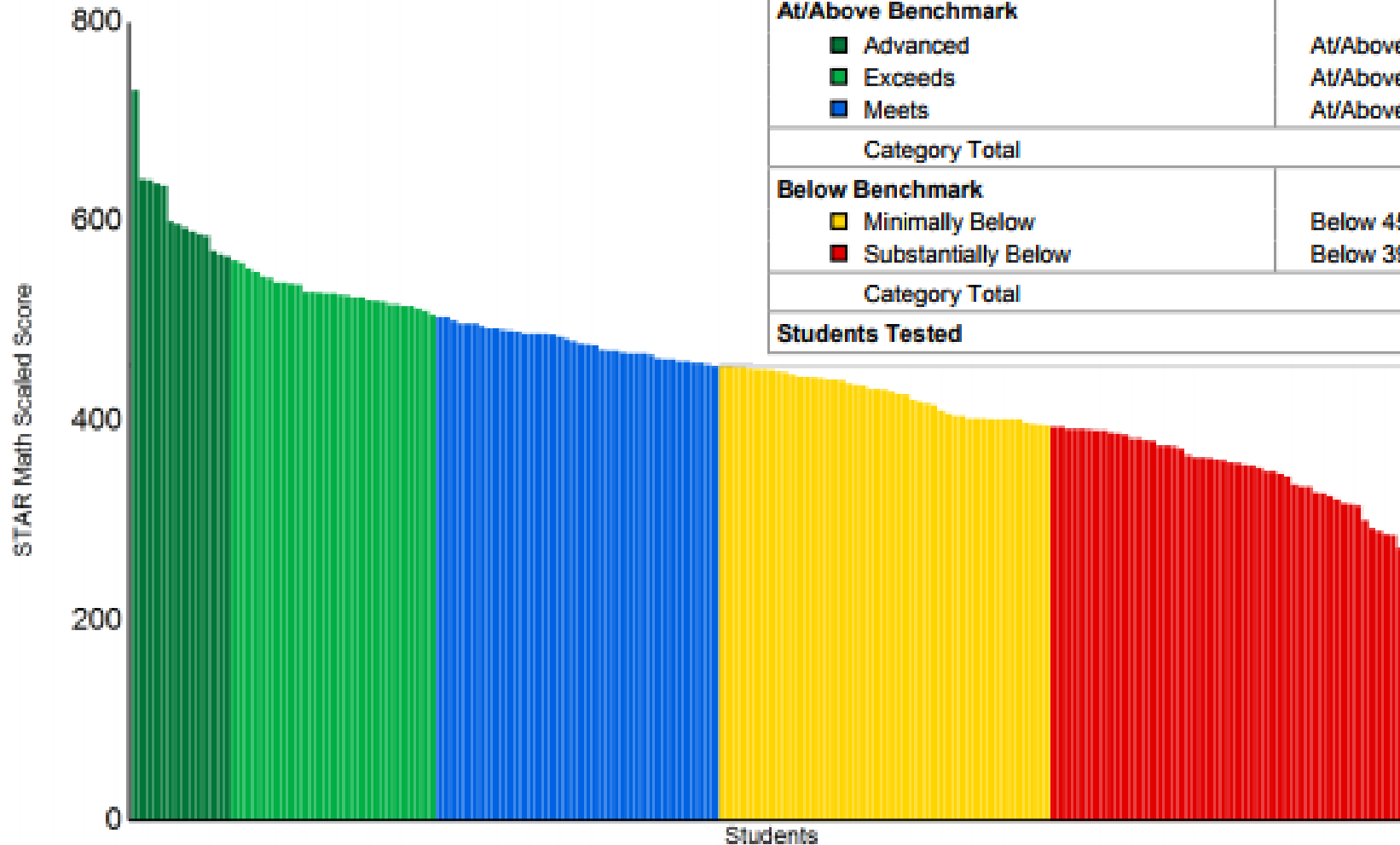


Categories / Levels	Benchmark		Students	
	Scaled Score	Percentile Rank	Number	Percent
<b>At/Above Benchmark</b>				
■ Advanced	At/Above 440 SS	At/Above 96 PR	4	2%
■ Exceeds	At/Above 376 SS	At/Above 87 PR	28	16%
■ Meets	At/Above 316 SS	At/Above 70 PR	48	28%
Category Total			80	46%
<b>Below Benchmark</b>				
■ Minimally Below	Below 316 SS	Below 70 PR	51	29%
■ Substantially Below	Below 240 SS	Below 40 PR	43	25%
Category Total			94	54%
<b>Students Tested</b>			174	



# Second Grade (Math)

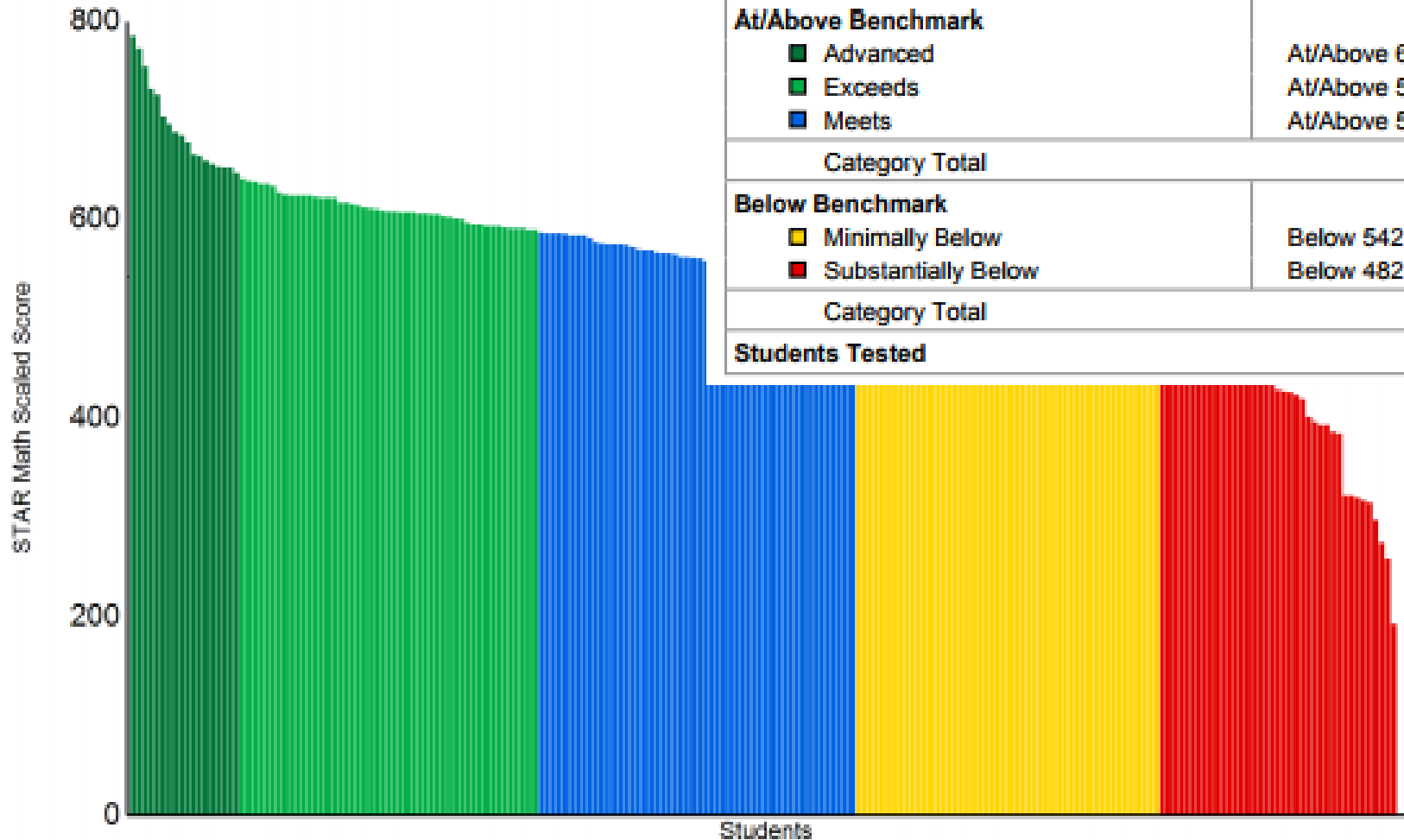
**Grade: 2**



Categories / Levels	Benchmark		Students	
	Scaled Score	Percentile Rank	Number	Percent
<b>At/Above Benchmark</b>				
■ Advanced	At/Above 566 SS	At/Above 96 PR	14	8%
■ Exceeds	At/Above 506 SS	At/Above 87 PR	29	16%
■ Meets	At/Above 456 SS	At/Above 70 PR	40	22%
Category Total			83	46%
<b>Below Benchmark</b>				
■ Minimally Below	Below 456 SS	Below 70 PR	47	26%
■ Substantially Below	Below 396 SS	Below 40 PR	50	28%
Category Total			97	54%
<b>Students Tested</b>			180	

# Third Grade (Math)

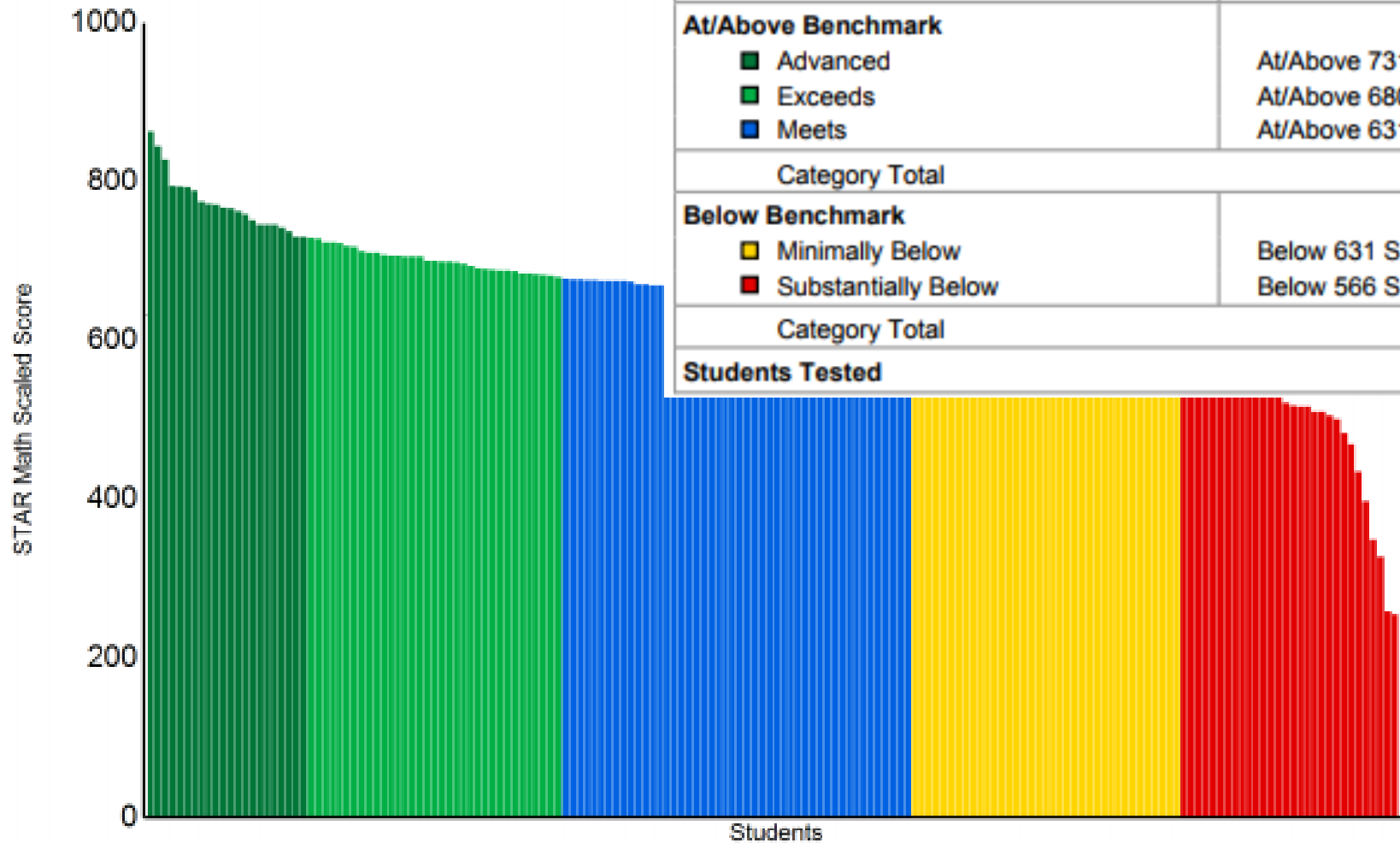
**Grade: 3**



Categories / Levels	Benchmark		Students	
	Scaled Score	Percentile Rank	Number	Percent
<b>At/Above Benchmark</b>				
■ Advanced	At/Above 643 SS	At/Above 96 PR	18	9%
■ Exceeds	At/Above 591 SS	At/Above 87 PR	49	24%
■ Meets	At/Above 542 SS	At/Above 70 PR	52	25%
Category Total			119	57%
<b>Below Benchmark</b>				
■ Minimally Below	Below 542 SS	Below 70 PR	50	24%
■ Substantially Below	Below 482 SS	Below 40 PR	39	19%
Category Total			89	43%
<b>Students Tested</b>			208	

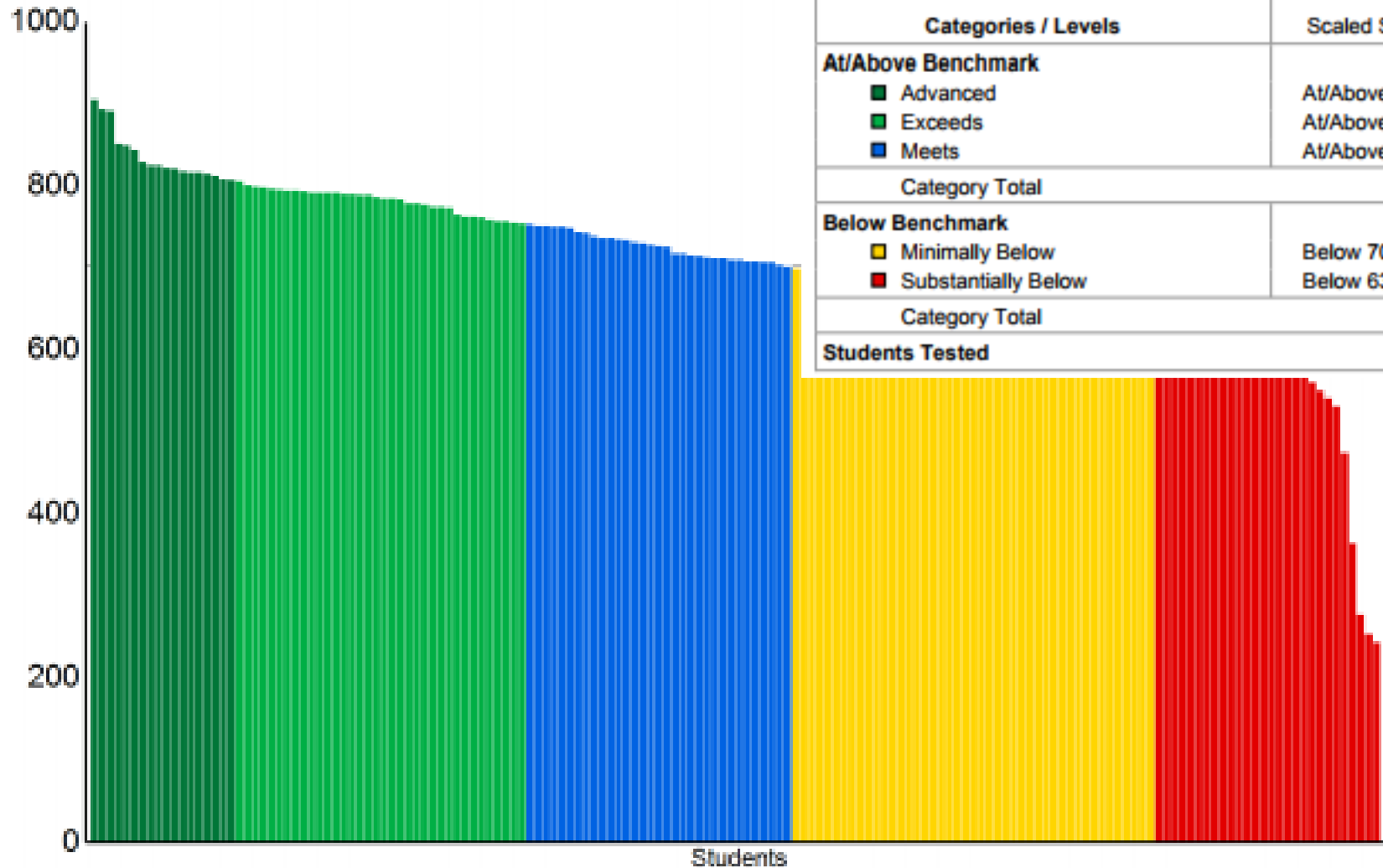
# Fourth Grade (Math)

## Grade: 4



Categories / Levels	Benchmark		Students	
	Scaled Score	Percentile Rank	Number	Percent
<b>At/Above Benchmark</b>				
■ Advanced	At/Above 731 SS	At/Above 96 PR	22	13%
■ Exceeds	At/Above 680 SS	At/Above 87 PR	35	20%
■ Meets	At/Above 631 SS	At/Above 70 PR	48	28%
Category Total			105	61%
<b>Below Benchmark</b>				
■ Minimally Below	Below 631 SS	Below 70 PR	37	22%
■ Substantially Below	Below 566 SS	Below 40 PR	30	17%
Category Total			67	39%
<b>Students Tested</b>			<b>172</b>	

# Fifth Grade (Math)



Categories / Levels	Benchmark		Students	
	Scaled Score	Percentile Rank	Number	Percent
<b>At/Above Benchmark</b>				
■ Advanced	At/Above 807 SS	At/Above 96 PR	18	11%
■ Exceeds	At/Above 755 SS	At/Above 87 PR	36	23%
■ Meets	At/Above 703 SS	At/Above 70 PR	33	21%
<b>Category Total</b>			<b>87</b>	<b>54%</b>
<b>Below Benchmark</b>				
■ Minimally Below	Below 703 SS	Below 70 PR	45	28%
■ Substantially Below	Below 633 SS	Below 40 PR	28	18%
<b>Category Total</b>			<b>73</b>	<b>46%</b>
<b>Students Tested</b>			<b>160</b>	



# ELA Curriculum Plan

# KG — Second Grade

Reading Street



Countdown (KG)



Really Great Reading

Blast Foundations (1<sup>st</sup>)



HD Word (2<sup>nd</sup> Grade)



# Third Grade

## Level of Support

## ELA Curriculum

Tier 1

Reading Street (Core Curriculum)

Really Great Reading – HD Word (Supplemental Phonics)

Tier 2

SRA Reading Mastery (Core Intervention Curriculum)

Really Great Reading – HD Word (Supplemental Phonics)

Tier 3

SRA Corrective Reading (Core Intervention Curriculum)

Really Great Reading – HD Word (Supplemental Phonics)

# Fourth Grade

<u>Level of Support</u>	<u>ELA Curriculum</u>
Tier 1	Reading Street (Core Curriculum)
Tier 2	Read 180 (Core Intervention Curriculum) Really Great Reading – HD Word (Supplemental Phonics)
Tier 3	SRA Corrective Reading (Core Intervention Curriculum) Really Great Reading – HD Word (Supplemental Phonics)



# Fifth Grade

## Level of Support

## ELA Curriculum

Tier 1

Reading Street (Core Curriculum)

Tier 2

Read 180 (Core Intervention Curriculum)  
Really Great Reading – HD Word (Supplemental Phonics)

Tier 3

Read 180 (Core Intervention Curriculum)  
Really Great Reading – HD Word (Supplemental Phonics)